

CROCHET PREMIE HAT
INSTRUCTIONS



1 - 2 lbs

Head Circumference: 9" - 10"

Hat Circumference: 7.5" - 8"

Height of Hat: 3.5" - 4"

2 - 3 lbs

Head Circumference: 10" - 11 1/4"

Hat Circumference: 8.5" - 10"

Hat Height: 4"

4 - 5 lbs

Head Circumference: 11 1/2" - 12 1/2"

Hat Circumference: 9" - 11.5"

Hat Height: 4" - 4.5"

5 1/2 - 6 lbs

Head Circumference: 12 1/2" - 13"

Hat Circumference: 11" - 12"

Hat Height: 5" - 5.5"

6 1/2 - 8 lbs

Head Circumference: 13" - 14"

Hat Circumference: 11.5" - 13"

Hat Height: 5.5" - 6"

8 1/2 - 13 lbs

Head Circumference: 14" - 17"

Hat Circumference: 12.5" - 16"

Hat Height: 6.5" - 7"

s i z i n g c h a r t



slip knot



chain three



join



double crochet in center

dc = double crochet

The double crochet is about twice the height of a single crochet. It is a very popular stitch producing a looser fabric than single crochet.

Make foundation chain 2 chains more than the number of double crochet stitches called for. Skip first 3 chain stitches (will count as the turning chain).

Yarn over hook once, insert hook from front to back in the center of the fourth chain from the hook.

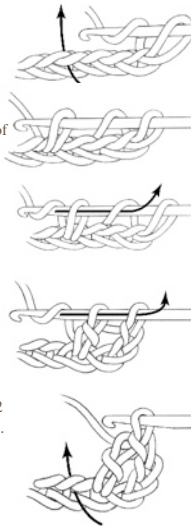
Yarn over, draw the yarn through the chain (3 loops on hook).

Yarn over, draw yarn through 2 loops on hook (2 loops remain on hook).

Yarn over, draw through 2 loops on hook (one double crochet complete).

Yarn over, insert hook in the center of next chain, yarn over, draw yarn through stitch, yarn over, draw yarn through 2 loops on hook, yarn over, draw yarn through 2 loops on hook. Repeat across to end of foundation chain.

To begin the second row, turn your work. Chain two for the turning chain.

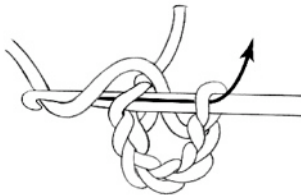


For these and more techniques, visit:


<http://www.lionbrand.com/faq/learnToCrochet.pdf>



continue ten times




join with first stitch



chain two



double crochet twice
in each stitch



chain two


Double-crochet twice in each stitch.

To grow the diameter increase to double-crochet in one stitch and double-crochet twice in next stitch.

For a newborn hat, increase to double-crochet twice in each stitch.



double crochet twice
in each stitch



chain two

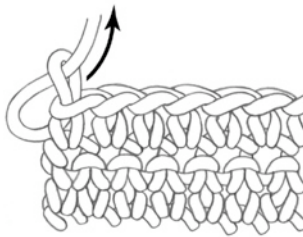


double crochet once
in each stitch

continue



to the desired length



fastening off



roll ends up